



Human Machine Interface with 4.3" TFT LCD display

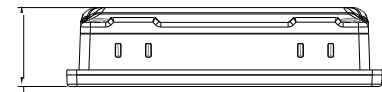
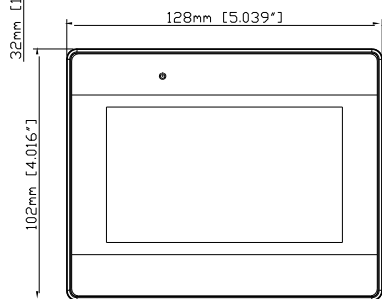
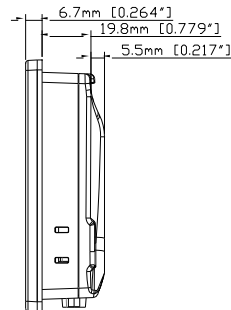
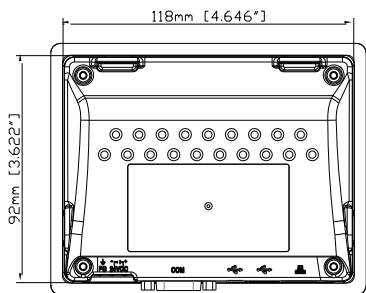
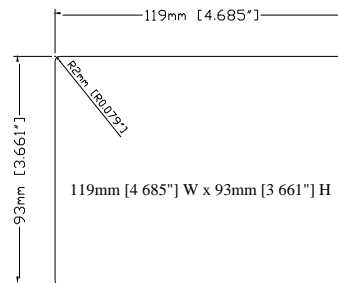
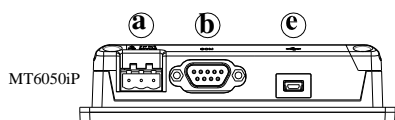
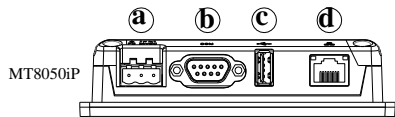
◆ **Features**

- 4.3" 480x272 TFT LCD
- Fan-less cooling system
- Built-in flash memory and RTC
- IP65 compliant front panel
- LED Back Light
- Com1 RS485 supports MPI 187.5K
- Power isolator inside

Model type		MT6050iP	MT8050iP
Display	Display	4.3" TFT LCD	
	Resolution	480 x 272	
	Brightness (cd/m ²)	500	
	Contrast Ratio	500:1	
	Backlight Type	LED	
	Backlight Life Time	>30,000 hrs.	
	Colors	65536 colors	
Touch Panel	Type	4-wire Resistive Type	
	Accuracy	Active Area Length(X)±2%, Width(Y)±2%	
Memory	Storage(MB)	128	
	RAM (MB)	64	
Processor		32Bit RISC 400MHz	
I/O Port	USB Host	N/A	USB 1.1 x 1
	USB Client	USB 2.0 x 1	N/A
	Ethernet	N/A	10/100 Base-T
	COM Port	COM1 RS-232/RS-485 2W/4W COM3 RS-485 2W	
RTC		Built-in (CR2032 3V lithium battery.)	
Power	Input Power	24±20%VDC	
	Power Consumption	250mA@24VDC	
	Power Isolation	Built-in	
	Voltage Resistance	500VAC (1 minute)	
	Isolation Resistance	Exceed 50MΩ at 500VDC	
	Vibration Endurance	10 to 25Hz(X,Y,Z direction 2G 30 minutes)	
Specification	Enclosure	Plastic	
	Dimensions WxHxD	128 x 102 x 32mm	
	Panel Cutout (mm)	119 x 93 (4.68" x 3.66")	
	Weight (kg)	Approx. 0.25 kg (0.55lbs.)	
Environment	Protection Structure	NEMA4 / IP65	
	Storage Temperature	-20° ~ 60°C (-4° ~ 140°F)	
	Operating Temperature	0° ~ 50°C (32° ~ 122°F)	
	Relative Humidity	10~90% RH (non-condensing)	
Certification	CE requirements	EN55022:2010, EN55024: 2010, EN61000-3-2:2006+A2:2009, EN6100-3-3:2008, AS/NZS CISPR22:2009+A1:2010	
Software		EasyBuilder8000 V4.65.06 or later versions	

Software Features

Project Size (MB)	16
History Data Size (MB) (Data Sampling, Event Log, Recipe)	48
Embed Pictures in Project	N/A
Embed PLC Tag Information in Project	Yes
Recipe Database View Database	N/A
Operation Log Operation View	N/A
Enhanced Security	N/A
VNC	N/A
eMail	N/A
Media Player	N/A

◆ Dimensions Drawing

Top View

Front View

Side View

Rear View

Cutout Dimensions

Bottom View

a.	Power Connector	d	Ethernet (N/A for MT6050iP)
b.	Com1 RS-232, RS-485 2w/4w, Com3RS-485 2w	e	USB Client (N/A for MT8050iP)
c.	USB Host (N/A for MT6050iP)		

Pin Assignment:

Com1[RS-232], Com1[RS-485 2w/4w], Com3[RS-485]

Pin#	Com1[RS485]		Com1[RS232]	Com3[RS485]
	4 wire	2 wire		
1	Rx-	Data-		
2	Rx+	Data+		
3	Tx-			
4	Tx+			
5	Signal Ground (GND)			
6			Transmit(TxD)	
7				Data-
8				Data+
9			Receive(RxD)	

Ordering Information

- ❑ **MT6050iP:**
4.3" TFT LCD HMI, 128MB flash memory/64MB DDR2 RAM on board
- ❑ **MT8050iP:**
4.3" TFT LCD HMI, 128MB flash memory/64MB DDR2 RAM on board
- ❑ **RZCMT6100:**
USB download cable / Mini USB to USB 2.0 100 cm